

# *Carriage House* COLLECTION



Charming carriage house design  
paired with the thermal  
performance of insulated steel.

**The Genuine. The Original.**







*Carriage House Collection doors combine distinctive carriage house designs and superior insulated steel construction to create a harmonious blend of elegance and strength.*




Image above: Model 7540, E3 panel (307), 8' high, Gray painted finish, 12 Window Square, decorative hardware  
Cover image: Model 7540, A panel (303), 8' high, Walnut stained finish, Plain Window Square, decorative hardware

# Built Better from the Inside Out

## Door construction

*Carriage House Collection garage doors are available in a wide array of stained and painted finishes. An embossed wood-grain texture captures the look of a classic carriage house door. Customize the appearance of these garage doors with windows and decorative hardware for even greater curb appeal.*




### Polyurethane insulation

Provides thermal efficiency with an R-value\* of 10.




### Durable finish

Hot-dipped galvanized steel with two coats of baked-on polyester paint.



### Bulb-type bottom weatherseal

Guards against wind and rain while providing a cushion when closing.



### Embossed wood grain texture

Adds beauty, sophistication and durability.

**Limited Lifetime warranty** that protects against section rust-through for as long as you own your home. Also included is a one-year non-transferable, Limited warranty ensuring high standards for materials and workmanship.

### WindStorm™ wind load-rated system

Available on select products to meet regulations for a variety of wind speeds, including hurricane-force winds, and meet the most stringent local building codes.

\* Overhead Door Corporation uses a calculated door section R-value for our insulated doors.





# Door Designs

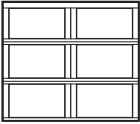
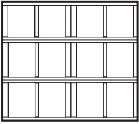
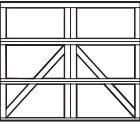
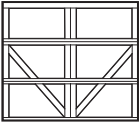

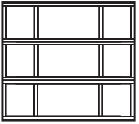
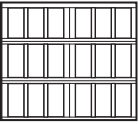
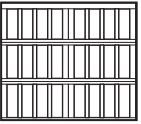
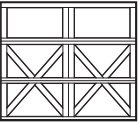


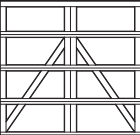
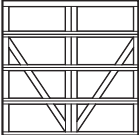


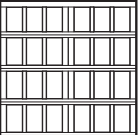
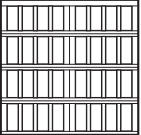
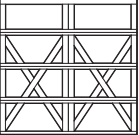
Select your door panel style

## 1 Choose a panel style

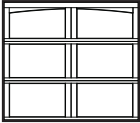
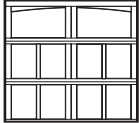
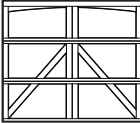
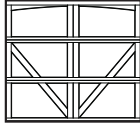
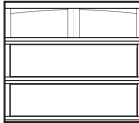
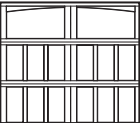
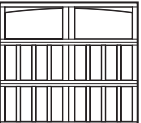
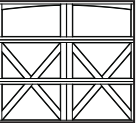
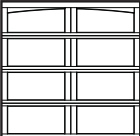
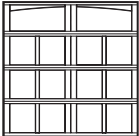
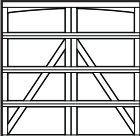
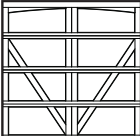

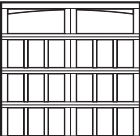
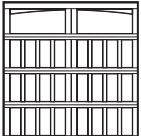
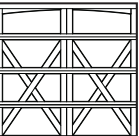
Note:

Previous model numbers and panel styles are noted in parentheses in gray.

### Model 7540 Square top

	Horizontal Overlay (H) (301)	Horizontal Vertical Overlay (E2) (302)	A Shaped Overlay (A) (303)	V Shaped Overlay (V) (304)	Recessed Flush Panel (RFP) (305)	Mixed Panel (MP) (306)	Horizontal Vertical Overlay (E3) (307)	Horizontal Vertical Overlay (E4) (308)	X Shaped Overlay (X) (309)
7' high									
8' high									

### Model 7540 Arched top

	Horizontal Overlay (H) (301)	Horizontal Vertical Overlay (E2) (302)	A Shaped Overlay (A) (303)	V Shaped Overlay (V) (304)	Recessed Flush Panel (RFP) (305)	Mixed Panel (MP) (306)	Horizontal Vertical Overlay (E3) (307)	Horizontal Vertical Overlay (E4) (308)	X Shaped Overlay (X) (309)
7' high						No arched option available			
8' high						No arched option available			



Model 7540, X panel (309) 7' high, Red Oak stained finish

# Carriage House COLLECTION

## Door Designs

Select your door panel finish

### 2 Choose a color

#### Painted finishes



White (Standard)



Gray



Clay



Green

Actual colors may vary from brochure due to fluctuations in the printing process. **Always request a color sample from your Distributor for accurate color matching before ordering your door.**

#### Two-toned painted finishes



Gray/White



Clay/White



Green/White

With two-tone option the trim boards are white (standard).

#### Stained finishes



Mahogany



Walnut



Oak



Red Oak



Honduran Mahogany



Gray



Clay



Green













Model 7540, A panel (303), 7' high, White painted finish, 6 Window Arched, decorative hardware

# Carriage House COLLECTION

## Decorative Accents

Select your windows and decorative hardware

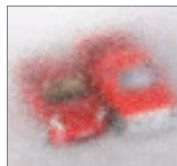
### 3 Choose a window style

Single car Double car				
	Plain Window Square Plain Window Square	6 Window Square 12 Window Square	8 Window Square 16 Window Square	12 Window Square 24 Window Square
Single car Double car				
	16 Window Square 32 Window Square	Plain Window Arched Plain Window Arched	6 Window Arched 12 Window Arched	8 Window Arched 16 Window Arched
Single car Double car			Option of single or double arch for double car doors. Models are also available in solid arched top panels (no windows).	
	12 Window Arched 24 Window Arched	16 Window Arched 32 Window Arched		

### Choose a glass type



Clear



Obscure

Actual glass may vary from brochure photos due to fluctuations in the printing process. Check with your Overhead Door™ Distributor to view a glass sample.

### 4 Choose your hardware



Spear hinge



Arrow hinge



Fleur-de-Lis hinge



Lift handle



Pull handles



Hammered knockers

For more hardware options contact your Overhead Door™ Distributor or see our website.



*Carriage House* COLLECTION

# *Garage Door Opener*

Choose your opener

5

Choose your opener



Be sure to ask about our complete line of Overhead Door® garage door openers. Powerful, quiet and durable, these garage door openers are designed for performance, safety and convenience. Your Overhead Door™ Distributor will help you choose the opener that best suits your door and preferences.



Model 7540 ,E4 panel (308), 7' high, Clay/White painted finish

## Transform Your Home with the DoorView® Visualization Tool.

Go to [overheaddoor.com](http://overheaddoor.com) to try our online interactive software tool that lets you visualize what your home would look like with a new Overhead Door™ garage door. Contact your local Overhead Door™ Distributor for more information and to receive a quote.



BEFORE



AFTER

*Model 5740, E3 panel (307), 7' high, Clay/White painted finish, 12 Window Square*

## The Genuine. The Original.

Since 1921, Overhead Door Corporation has not only raised the standards of excellence for the industry – we've created them. We created the first sectional garage door in 1921 and the first electric garage door opener in 1926.

Today, our network of over 400 Overhead Door™ Distributors are still leading the way with innovative solutions and unmatched installation, service and support. So look for the Red Ribbon. It's your guarantee that you're getting the genuine, the original Overhead Door™ products and services.

SOLD AND DISTRIBUTED BY:



2501 S. State Hwy. 121 Bus., Suite 200, Lewisville, TX 75067  
**1-800-929-DOOR • [sales@overheaddoor.com](mailto:sales@overheaddoor.com)**  
**[overheaddoor.com](http://overheaddoor.com)**